



**T.S. DAV PUBLIC SCHOOL, BAHARAGORA**

**SESSION: 2026-27**

**UKG**

**SUMMER VACATION  
ASSIGNMENT**



**• LEARN • EXPLORE • ACHIEVE •**





**BEAT THE HEAT!!!!**

**Parental supervision**

**Dear parents,**

Summer brings with it the ever smiling sun, scorching heat , ice - cream , shakes and HOLIDAYS!! Holidays are the time for parents to become teachers and friends. Vacation helps to rejuvenate your child . It provides you with an opportunity to spend your precious time with them to develop an everlasting bond. So lets make their summer break fun filled with some exciting activities.

We, at school, always intend to put in our best efforts for the overall personality development of your children. This is done right from the beginning when these children are like clay in our hands. Like a potter works on his wheel to mould perfect objects, we try to mould them to make perfect individuals. But we can't achieve without your co-operation. Please try to spend quality time with them. We have some suggestions as to how you can keep your ward occupied during the summer break

**CHANDNI MANDAL**

**Class Teacher**



## **A. Behavioural Development**

Encourage him/her to take care of personal hygiene by inculcating the following habits:-

- Brushing teeth twice daily.
- Combing hair regularly.
- Bathing everyday.
- Washing hands with handwash before and after meal.

## **B. Psycho motor development**

Enroll him/her in the following activities to enhance “Gross motor skills and Fine motor skills”

- Aerobics and dance.
- Catch and throw.
- Mashing potatoes.
- Opening and closing bottle cap/tiffin lid.
- Turning pages of book.

## **C. Cognitive Development**

- Lacing paper plate :- take two paper plates punch five holes in it and write the numbers from 1 to 5 . Ask the child to lace it using any yarn or thread from 1 to 2, 2 to 3 , 3 to 4 , 4 to 5 ,. This way child will learn the counting , recognizes number and will make the pattern. It also strengthens fine muscles of your child.
- Keep a few things in a tray. Show the tray to the child for a while. Then cover the tray with a towel. Ask the child to name the object which were on the tray.

## **D. Social work**

- Keep your surrounding neat and clean.
- Help the needy and poor people by giving them usable clothes.

- Give some food to the poor people.
- Give some old clothes to the needy people.
- Give water to the people who are working outside near by your house.

#### **E. Value based assignment**

- Narrate a value based story daily to your child. So that he/she can able to present a story for a story telling activity & learn values.

#### **F. Moral values**

- Greet your parents in the morning , evening , afternoon and night daily.
- Go for walk with your parents and grand parents in the morning and evening daily.
- Help your parents in house hold work.
- Go to market or workplace with your father to see his hard work and what they are doing to fulfil your needs and wishes.
- Help your parents in gardening and watering plants , arranging clothes etc.

#### **G. Good manners**

- Recite bhojan mantra everyday before taking your meal “thank you god for good day and good food”.
- Use simple courtesies like sorry, may I. Please, thank you etc.
- Take permission from elder before going anywhere.
- Touch the feet of your parents ,grand parents and elders daily.
- Listen to your elder sincerely.

#### **H. Guidelines for Parents:**

1. Holidays homework should be done by the child, under parental guidance.

2. The child should have a fixed time daily, for doing the assignments.

3. Nurture your child's interest - be it art, music, dance or anything else.

4. Let him/her pursue a hobby of his /her own choice.

5. Please train your child to become independent in his daily chores.

**I. Involve child at home in the following tasks -**

➤ Help to keep the house clean- clear toys, books or craft after they finish playing.

➤ Help your mother to set and clear the dinning the table.

➤ Remember to converse in English.

➤ Be polite while speaking and talk softly. To enhance children's creativity and innovation for the progressive learning.

➤ Help your child to do the following:

- Morning Blessings: Help your child inculcate good habits like doing "Surya Pranam"& encourage him/her to greet all elders in the morning.

- Fun in Knowing: Tell the child about your childhood, share incidents from the past and show him/her old family albums. This will strengthen the bond between you and your child.

- Fun with Books: Read English and Hindi stories to your child with morals.

- Fun with family: Make use of these holidays and spend quality time together as a family and make your child feel special.

- Fun with Parents: Cook dinner together. Show your child how to measure 1 cup, 1/2, 1 teaspoon etc. Start naming the food groups, when you serve them.

- Let your child help in your household chores like cleanings, dusting and many more.

- Have walk together and talk to your child about what he/she likes and dislikes etc.
- Help your child to memorize the home address and your phone numbers too.
- Help your child in learning how to open and close his/her water bottle, lunch box, and school bag. HOLIDAYS... FUN TIME..... PARTY TIME !!

#### **J. Gift of Quality time**

- Give your children the ultimate gift of time. Children learn by examples. If you are setting a good example for them by spending quality time together then they will feel more secure, confident and responsible. Here are some tips to spend quality time with your children.
- Cook or bake together
- Play Indoor Games like Ludo, Snake and Ladder, Carom etc.
- Read a book together Go on a ride or walk together.
- Make craft work together.

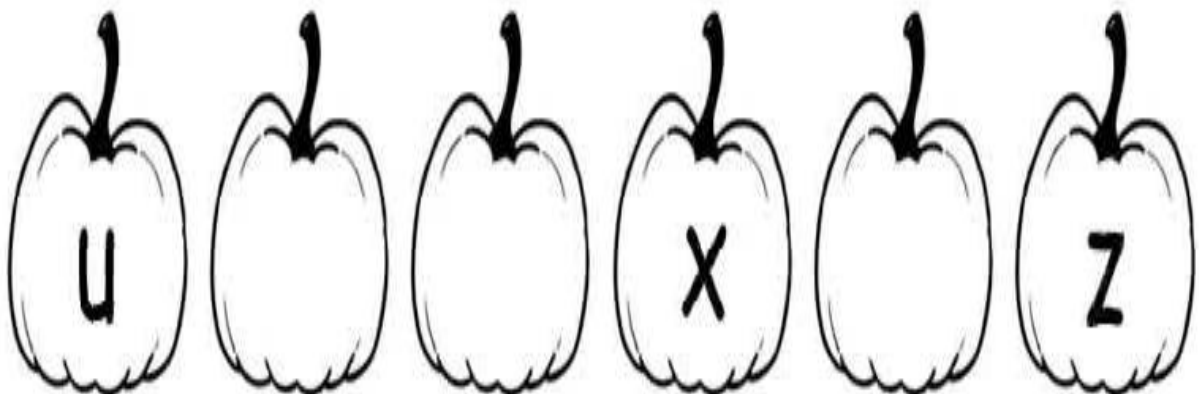



HELLO  
SUMMER










# Fun filled assignments

## ENGLISH

1. Fill in the missing letters:-



2. Fill in the missing letters :-



3. Match the following capital letters with small letters:-

B

f

T

w

E

n

S

g

N

e

G

m

F

u

W

t

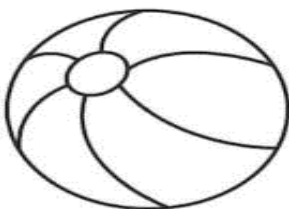


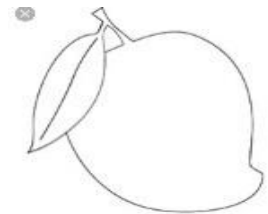
U

b

M

s


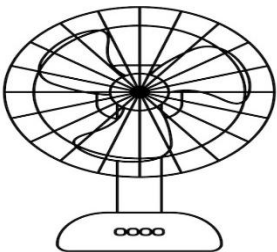
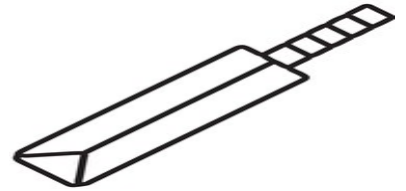
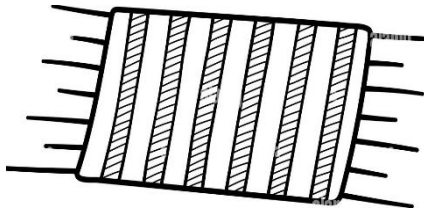

3. Write the initial letter of the following pictures:-





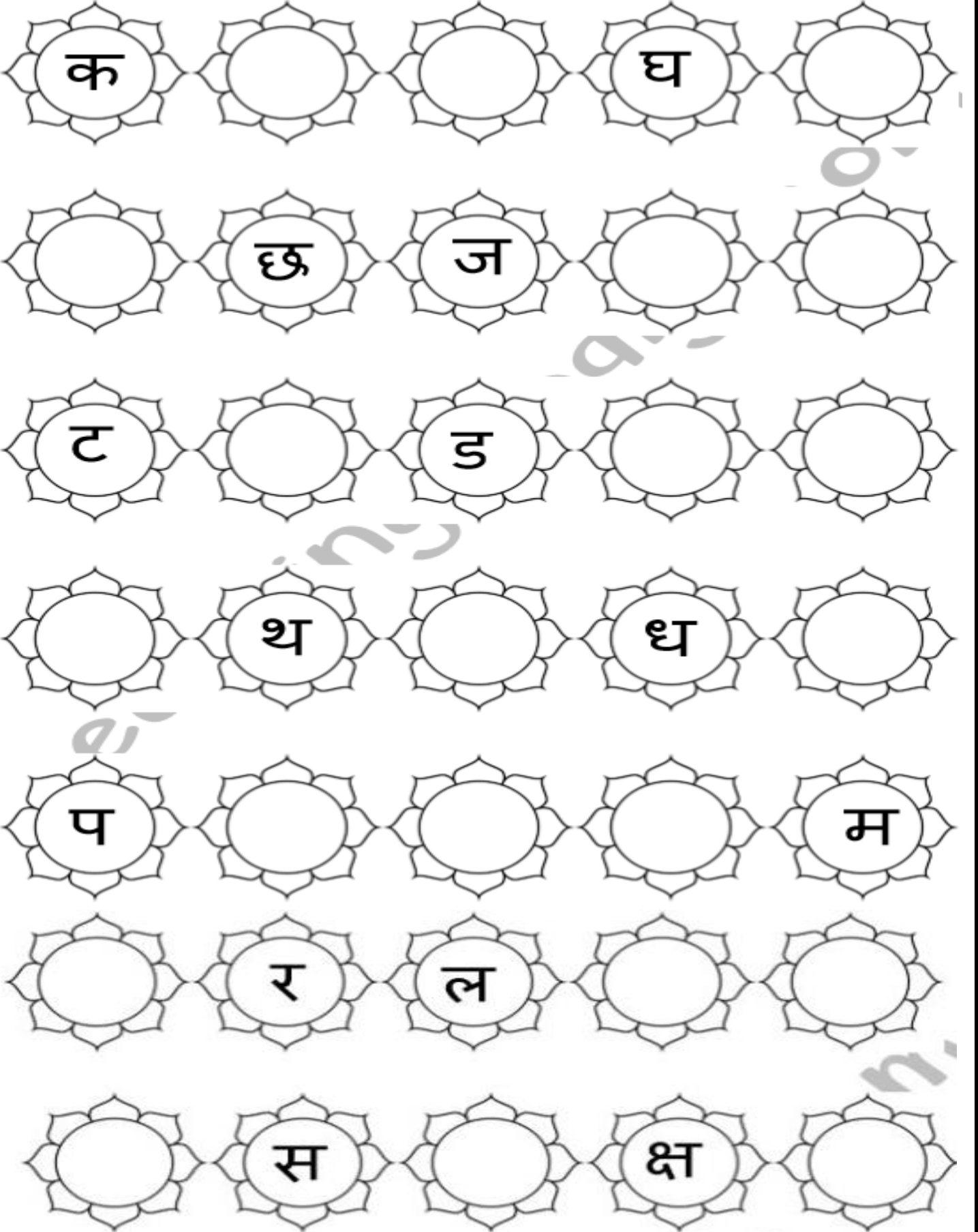
4. Write 10 'a' vowel sound words :-


5. Name the pictures :-



## HINDI

1. खाली स्थान भरे :-



2. मिलान करे :-



ख

क

छ

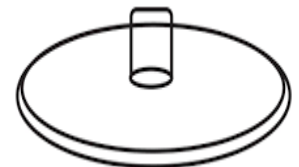
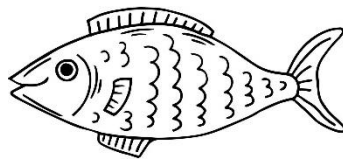




घ

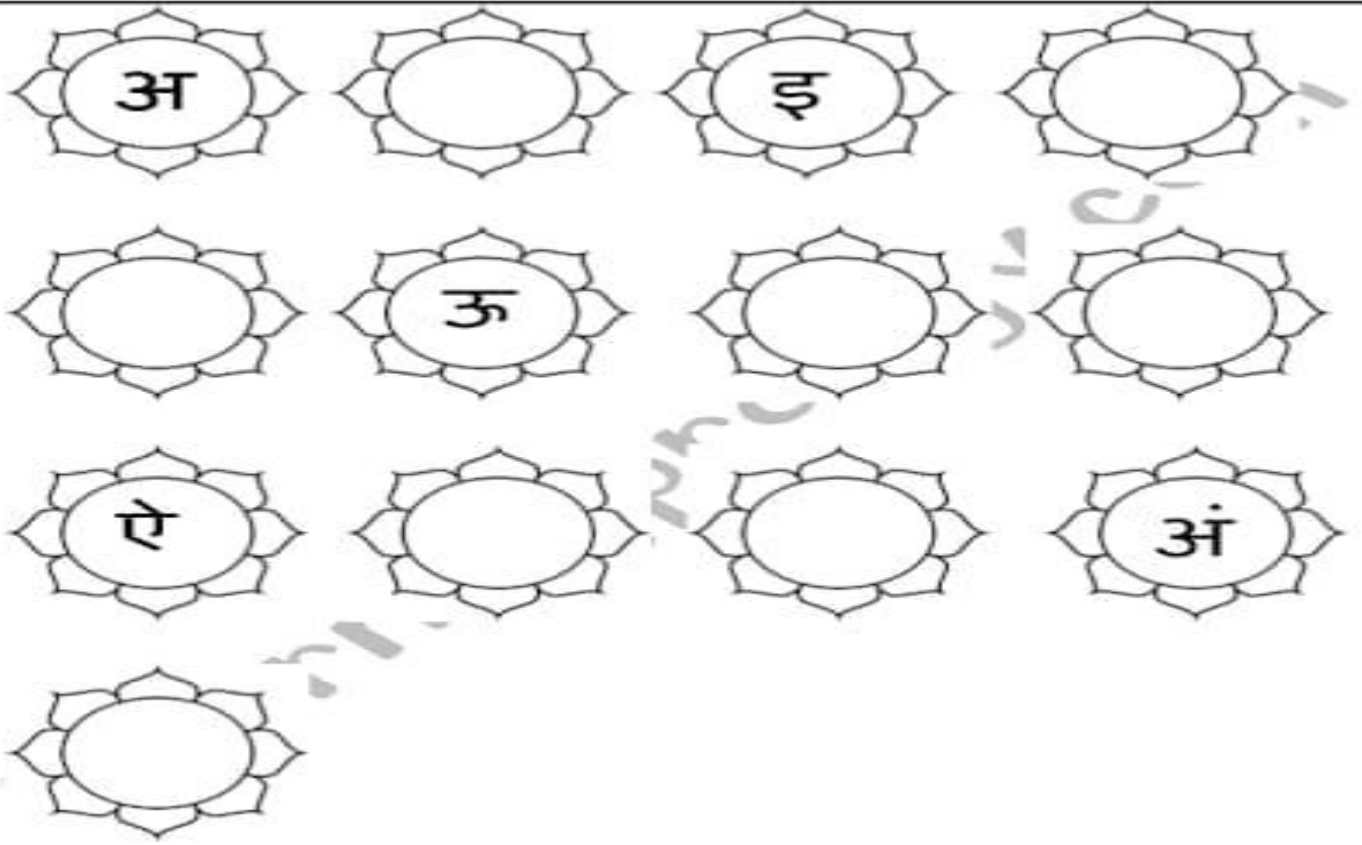
च

ग

ज

3. चित्र का पहला अक्षर लिखें :-





चित्र पहचानें और स्वर से मिलायें ।



आ

ओ

ऐ

अं

उ

ऊ

ऋ

अ

ई

औ

इ

ए



1




# MATHS

1. Fill the missing numbers 1 – 20 :-



2. Count and match :-



19



12



16



18



15



13



17



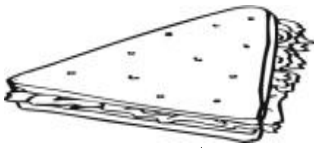





11



14

3. Match the objects to the correct picture:-



4. Write numbers name 1 – 10:-

 <input type="text"/>	 <input type="text"/>	 <input type="text"/>	 <input type="text"/>	 <input type="text"/>
 <input type="text"/>	 <input type="text"/>	 <input type="text"/>	 <input type="text"/>	 <input type="text"/>

5. Count and write the correct number :-




\_\_\_\_\_




\_\_\_\_\_



\_\_\_\_\_




\_\_\_\_\_



\_\_\_\_\_



\_\_\_\_\_



\_\_\_\_\_



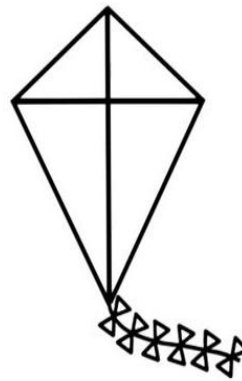
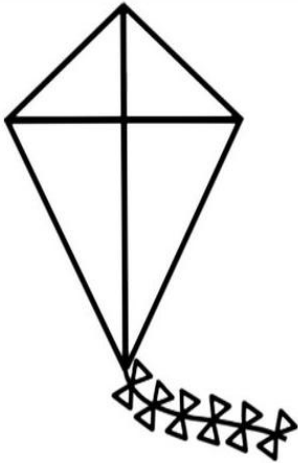


\_\_\_\_\_





\_\_\_\_\_

6. Colour and circle the big one :-



7. Colour and circle the short one :-



## EVS

### 1. About me :-

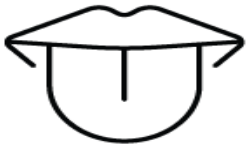
I. My name is \_\_\_\_\_ .

II. I read in class \_\_\_\_\_ .

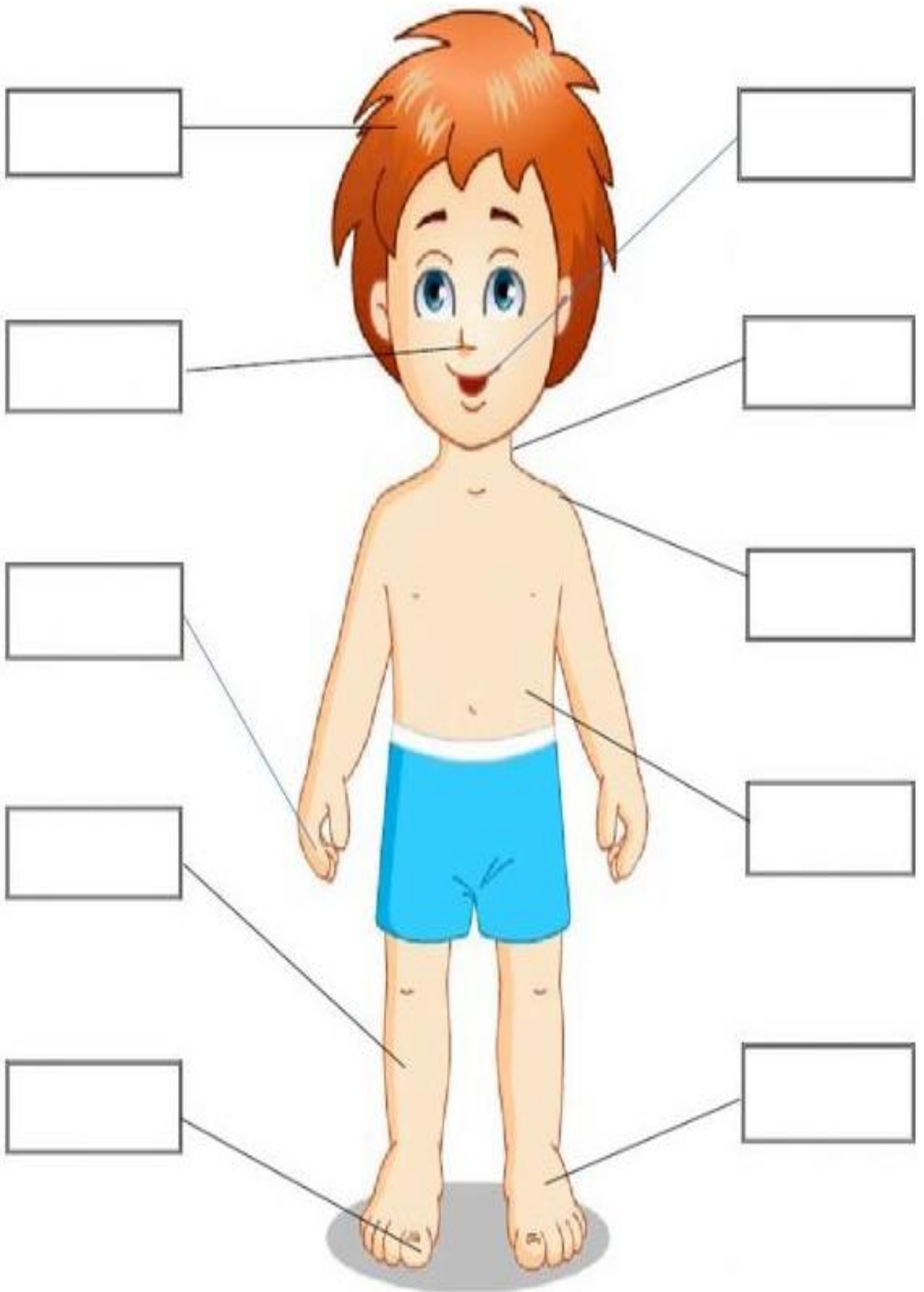
III. I am \_\_\_\_\_ years old .

IV. My school name is \_\_\_\_\_ Public School Baharagora .

### 2. Match the sense organs :-




3. Write the initial letter of body parts :-



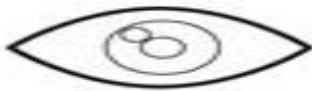
4. Match the activities of different rooms :-



5. Paste your picture and all the members of your family in the family tree



## 6. Match the body parts:-



foot

hair

eye


ear

hand

nose

lip

neck



## SCRAP BOOK ACTIVITY

Lets help our children become "little chef" during this vacation.

1. Make an oreo ice-cream shake at home with your child . Discuss the steps in sequence to make it.

- 8 oreo biscuits (crushed)
- 2 cup milk.
- 4 scoop of vanilla ice-cream.
- Few ice cubes.

Method :- Blend everything in a blender until smooth, then serve .

Remember to click photographs while the little chef is at work and paste those photographs in scrap book.

2. Make a beautiful birthday card for your friend using colourful paper and take a snap of it and paste the picture in the scrap book.

